



केन्द्रीय माध्यमिक शिक्षा बोर्ड

(शिक्षा मंत्रालय, भारत सरकार के अधीन एक स्वायत्त संगठन)

CENTRAL BOARD OF SECONDARY EDUCATION

(An Autonomous Organisation under the Ministry of Education, Govt. of India)



संख्या: सीबीएसई/आईटी/मुख्या/2023

दिनांक: 10.05.2023

परिपत्र

सेवा में,

प्रधानाचार्य/ प्रमुख

सीबीएसई से संबद्ध सभी विद्यालय

विषय: बोर्ड परिणाम- 2023 परीक्षा से संबंधित अपने डिजिटल शैक्षणिक दस्तावेजों (मार्कशीट सह प्रमाणपत्र और प्रवास प्रमाणपत्र) की प्राप्ति के लिए दसवीं और बारहवीं कक्षा के विद्यार्थियों के डिजिलॉकर खातों हेतु सुरक्षा पिन।

प्रिय महोदय/महोदया,

अभिवादन!

आप जानते हैं कि पिछले कई वर्षों से, NeGD के साथ तकनीकी सहयोग के साथ सीबीएसई प्रत्येक वर्ष दसवीं और बारहवीं कक्षा के विद्यार्थियों के लिए अग्रिम रूप से डिजिलॉकर खाते खोल रहा है, ताकि परिणाम की घोषणा के तुरंत बाद अपने डिजिटल अकादमिक भंडार "परिणाम मंजूषा" के माध्यम से डिजिटल अकादमिक दस्तावेज प्रदान किए जा सकें।

विद्यार्थियों के डेटा की सुरक्षा और गोपनीयता को और मजबूत करने के लिए, पिछले साल सीबीएसई ने विद्यार्थियों के डिजिलॉकर खातों के लिए 6 अंकों की सुरक्षा पिन आधारित सक्रियता शुरू की थी। डिजिलॉकर खातों के सक्रिय होने के बाद, विद्यार्थी 'जारी दस्तावेज' सेक्शन के तहत अपने डिजिटल अकादमिक दस्तावेजों को प्राप्त कर सकते हैं।

बोर्ड परीक्षा-2023 के परिणाम शीघ्र ही घोषित किए जाएंगे। विद्यार्थी अनुसार सुरक्षा पिन फाइल विद्यालयों को उनके डिजिलॉकर खातों में उपलब्ध कराई जा रही है, जहां से विद्यालय सुरक्षा पिन डाउनलोड कर सकते हैं और व्यक्तिगत विद्यार्थियों को उपलब्ध करा सकते हैं।

विद्यालय अपने विद्यार्थियों के लिए सुरक्षा पिन फ़ाइल डाउनलोड करने के लिए नीचे दिए गए चरणों का पालन कर सकते हैं।

चरण 1: विद्यालय इस लिंक पर जाएं: <https://cbse.digitallocker.gov.in/public/auth/login> और LOC क्रेडेंशियल्स का उपयोग करके लॉगिन करें और ड्रॉपडाउन से 'Login as School' चुनें, जैसा कि नीचे दर्शाया गया है।



Welcome to CBSE Academic Repository

Sign In (For Schools AS, DS and RO)

Username

Password

Login As:

Show another image

[\[Forgot Password\]](#)

Note: AS- Assistant Secretary, DS- Deputy Secretary & RO- Regional Officer



केन्द्रीय माध्यमिक शिक्षा बोर्ड

(शिक्षा मंत्रालय, भारत सरकार के अधीन एक स्वायत्त संगठन)

CENTRAL BOARD OF SECONDARY EDUCATION

(An Autonomous Organisation under the Ministry of Education, Govt. of India)



चरण 2: स्क्रीन के बाएं पैनल पर 'डाउनलोड पिन फ़ाइल' विकल्प पर क्लिक करें। एक नई स्क्रीन दिखाई देगी जहां से विद्यालय पिन डाउनलोड कर सकते हैं:

- दसवीं कक्षा के विद्यार्थियों के लिए – 'दसवीं कक्षा के लिए सुरक्षा पिन डाउनलोड करें' पर क्लिक करें
- बारहवीं कक्षा के विद्यार्थियों के लिए- 'बारहवीं कक्षा के लिए सुरक्षा पिन डाउनलोड करें' पर क्लिक करें

फ़ाइल डाउनलोड करने के बाद, विद्यालय सुरक्षित तरीके से संबंधित विद्यार्थियों के साथ व्यक्तिगत रूप से सुरक्षा पिन साझा कर सकता है। साथ ही, डिजीलॉकर तक पहुंच बनाने के लिए विद्यार्थियों का मार्गदर्शन करने के लिए एक उपयोगकर्ता पुस्तिका भी उसी पृष्ठ पर उपलब्ध है। विद्यालय को इस उपयोगकर्ता पुस्तिका को डाउनलोड करना होगा और इसे विद्यार्थियों के साथ साझा करना होगा।

विदेशों में सीबीएसई से संबद्ध विद्यालयों के विद्यार्थियों के लिए भी डिजीलॉकर की एक्सेस दी गई है। इन विद्यालयों के छात्र निम्नलिखित तरीकों से डिजीलॉकर के माध्यम से अपने डिजिटल अकादमिक दस्तावेजों को एक्सेस कर सकते हैं।

- <https://results.digilocker.gov.in/> पोर्टल पर जाकर
- मुखाकृति सत्यापन सुविधा के माध्यम से <https://cbse.digitallocker.gov.in/public/intl/getcertificate/>
- "सीबीएसई अंतर्राष्ट्रीय छात्र 2023" श्रेणी के साथ <https://support.digilocker.gov.in/> पर टिकट बनाकर

यूजर मैनुअल का लिंक सीबीएसई की वेबसाइट पर भी उपलब्ध है।

शुभकामनाएं

हस्ता/-

(डॉ. अंतरिक्ष जौहरी)

निदेशक (आईटी और परियोजनाएं),

सीआईएसओ और सीडीओ



User Manual

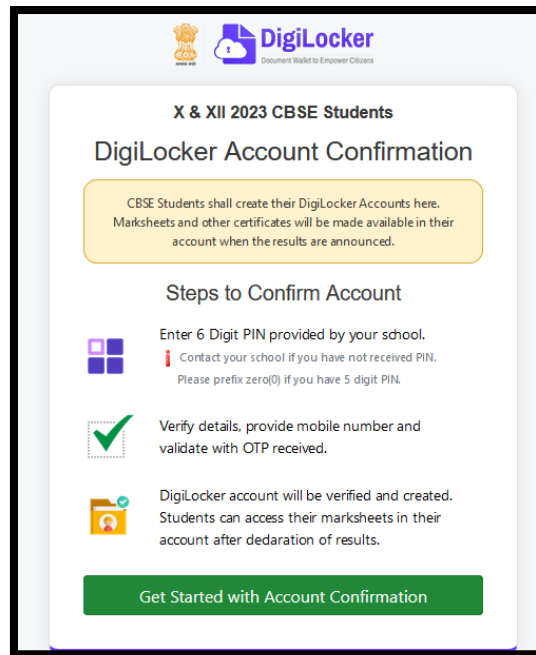
(For Students of CBSE affiliated schools India)

Stepwise User guide to access Class X and XII Marksheets cum Passing Certificate & Migration Certificate after the declaration of result.

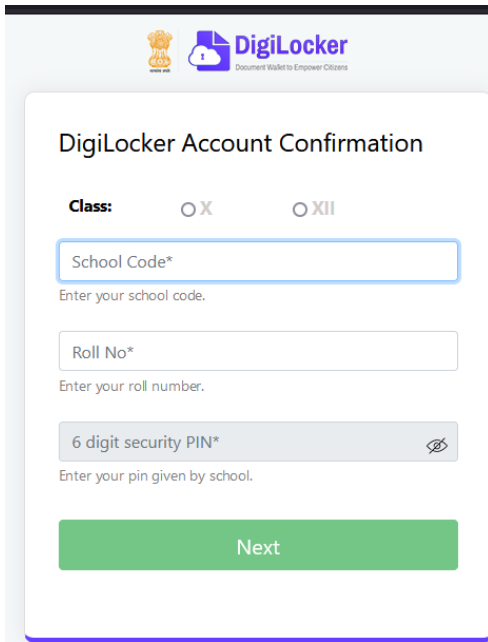


DigiLocker Account Confirmation Process

1. Students can visit the URL <https://cbseervices.digilocker.gov.in/activatecbse> for initiation of the DigiLocker account confirmation process.
2. Once reached “Read the given instruction carefully and keep the necessary information ready” → Click on Get Started with Account Confirmation.



3. To confirm your DigiLocker account you have to select your class first either X or XII → Then, enter your school code, roll number, and 6-digit security PIN (the PIN shall be provided by your school, if not recd please contact your school) → click “Next”



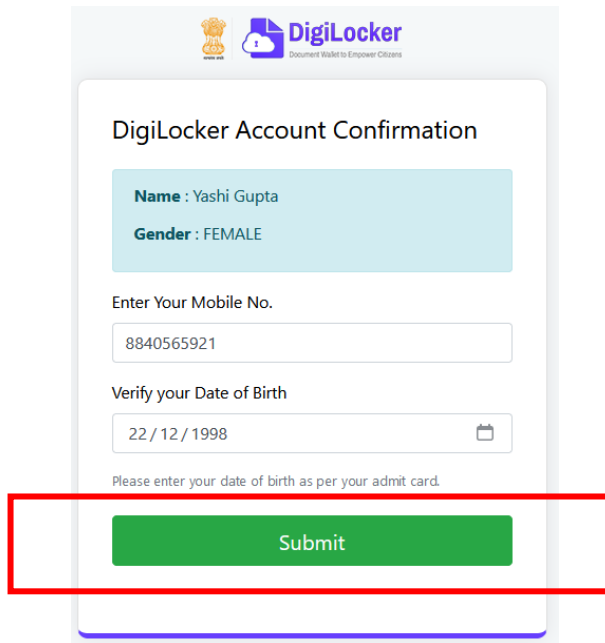
The screenshot shows the 'DigiLocker Account Confirmation' page. At the top, there are logos for the Government of India and DigiLocker. Below the title, there are radio buttons for 'Class' with options 'X' and 'XII'. There are three input fields: 'School Code*' with a placeholder 'Enter your school code.', 'Roll No*' with a placeholder 'Enter your roll number.', and '6 digit security PIN*' with a placeholder 'Enter your pin given by school.' and an eye icon. A green 'Next' button is at the bottom.

Enter Only numeric Value as a **Security PIN**

Example: Pin Number (as given by your school) if Pin is '012345', student should enter only 012345

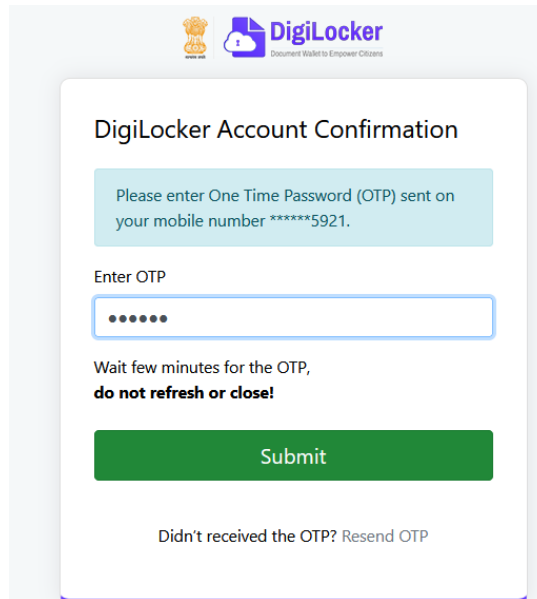
Your basic details will be shown as under → Enter your ten-digit mobile number → and click on the “Submit” button.

Note: in case of Class X, you may also be prompted to enter your “Date of Birth”



The screenshot shows the 'DigiLocker Account Confirmation' page with basic details filled in. A light blue box displays 'Name : Yashi Gupta' and 'Gender : FEMALE'. Below this, there is a field for 'Enter Your Mobile No.' with the value '8840565921'. A date picker shows 'Verify your Date of Birth' as '22 / 12 / 1998'. A note says 'Please enter your date of birth as per your admit card.' A green 'Submit' button is highlighted with a red box.

4. An OTP will be sent on mobile no entered. Now enter OTP (One time password) received on your mobile number → click on the “Submit” button.



DigiLocker Account Confirmation

Please enter One Time Password (OTP) sent on your mobile number *****5921.

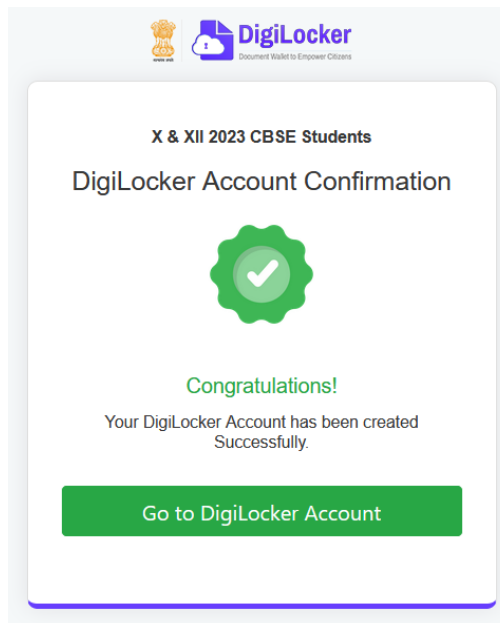
Enter OTP

Wait few minutes for the OTP,
do not refresh or close!

Submit


Didn't received the OTP? Resend OTP

5. Your DigiLocker account shall be activated → upon successful confirmation → Click on “Go to DigiLocker account”



X & XII 2023 CBSE Students

DigiLocker Account Confirmation



Congratulations!

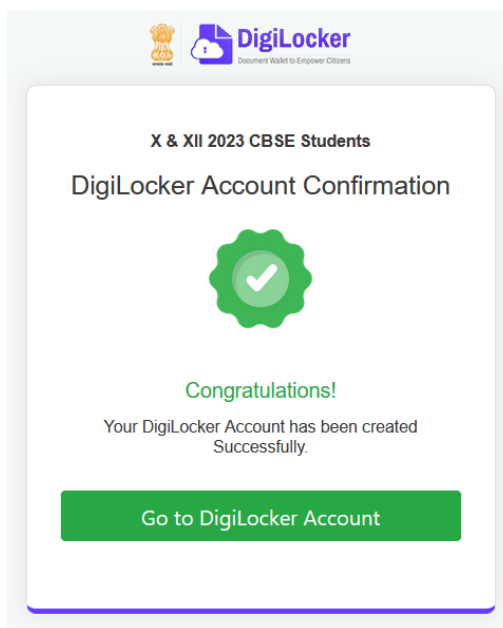
Your DigiLocker Account has been created
Successfully.

Go to DigiLocker Account

Note: Once the CBSE Results for your class get published, you will view your digital mark sheet cum certificate and migration certificate under the “Issued documents section”.



6. In case, if you are already a registered user of DigiLocker i.e. your mobile number is already registered with DigiLocker, you may be prompted with the following message i.e. “Please click on Go to DigiLocker account””.



Note: For DigiLocker accounts activated using the 6-digit PIN (similar to the above process), the mark sheets are automatically pushed to the issued section. However, for DigiLocker accounts created using the general process (not the above process), the user must search and pull their marksheets by manually entering the search parameter.

For any other queries or assistance, you may approach the DigiLocker Support team at <https://support.digitallocker.gov.in/>



CENTRAL BOARD OF SECONDARY EDUCATION
Committed to Equity and Excellence in Education



User Manual

(For Students of CBSE affiliated schools Abroad)

Stepwise User guide to access Class X and XII
Marksheets cum Passing Certificate & Migration
Certificate after the declaration of result.



DigiLocker

Your documents anytime, anywhere



Guidelines for students outside India

CBSE in technical collaboration with NeGD, DigiLocker access has also been extended to the students of CBSE affiliated schools abroad. CBSE-2023 students outside India can access their digital marksheets and certificates in the following three ways via DigiLocker after declaration of results:

Option 1: By visiting the portal <https://results.digilocker.gov.in/>

Option 2: Through face verification

<https://cbse.digitallocker.gov.in/public/intl/getcertificate/>.

Option 3: By creating a ticket on <https://support.digitallocker.gov.in/> with the category “CBSE International Student 2023”

  
Document Locker to Empower Citizens

Welcome to DigiLocker Support

In process of our continued efforts to improve the user experience, all your past conversations will be available for your reference in "check ticket status".

Onwards we will encourage you to use our ticket system only. Assure your best of co-operation.

DigiLocker Support,
Government of India



The various options mentioned are explained below:

Option 1: Follow the steps to access the mark sheet and certificate via portal

A. Visit <https://results.digilocker.gov.in/>

- Enter the required details
- Click on **Search** as shown in the screenshot below

DigiLocker Issued Certificates are legally valid as per the IT Act, 2000

CENTRAL BOARD OF SECONDARY EDUCATION
Examination 2023- Result

Roll Number*
11113205

Class
X

Date of Birth*
21/03/2006

I have read and agree to [terms of use](#)

Search

Get your authentic CBSE digital mark sheet in DigiLocker!

Available on the Google play | Available on the App Store

B. You can see your result as shown below.

- Go to the footer as shown in the screenshot and click on the tab 'Click here'

DigiLocker Issued Certificates are legally valid as per the IT Act, 2000

CENTRAL BOARD OF SECONDARY EDUCATION
SENIOR SCHOOL CERTIFICATE EXAMINATION (CLASS XII) RESULTS 2023

ROLL NO 11512222
CANDIDATE NAME SADI RAGO
MOTHER'S NAME YAPA RAGO
FATHER'S NAME KOSA RAGO
SCHOOL NAME GOVT HR SEC SCHOOL DAPORIJO ARUNACHAL PRADESH

S.CODE	SUBJECT	TH	PRAC./IA/PROJ.
301	ENGLISH CORE	033	010
041	MATHEMATICS	028	008
042	PHYSICS	024	012
043	CHEMISTRY	026	015
029	GEOGRAPHY	030	011
044	BIOLOGY	016	015
500	WORK EXPERIENCE		
502	PHY & HEALTH EDUCA		
503	GENERAL STUDIES		

Get your authentic CBSE digital mark sheet in DigiLocker!

Are you a Foreign CBSE Student?
To get your authentic digital mark sheet on your email [Click here](#)

In case of any query/issue, please contact our [Support](#)



Get your authentic CBSE digital mark sheet in DigiLocker!



Access DigiLocker

Are you a Foreign CBSE Student?

To get your authentic digital mark sheet on your email [Click here](#)

In case of any query/issue, please contact our [Support](#)



C. Enter your **Roll Number, School Number, Phone Number** and **Email ID** then click on **‘Submit’**.

DigiLocker
DigiLocker Issued Certificates are legally valid as per the IT Act, 2000

Foreign students get CBSE result on your email

Roll Number*(12345678)

XII

School Number*

Phone Number* (xxxxxxxxxx)

Email ID*


I have read and agree to terms of use

[Submit](#)

Unauthorized attempts to access, information on DigiLocker are strictly prohibited and is punishable under section 43, 66 of the Indian Information Technology ACT, 2000

Get your authentic digital mark sheet in DigiLocker

D. Your digital mark sheet will then be sent to your email address.





Option 2: Follow the steps to access the mark sheet and certificate via face verification

- Visit <https://cbse.digitallocker.gov.in/public/intl/getcertificate/>
- Enter the required details as shown in the screenshot below.
- Click on "**Continue to face verification**" tab.

It will match the student's photograph with the image available on the mark sheet. If the description and the image match then the mark sheet will be sent to the email address provided by the student

केन्द्रीय माध्यमिक शिक्षा बोर्ड
Central Board of Secondary Education

Get your digital certificate^{Alpha}

Your basic details are required to provide you digital certificates

Academic Session*

Class*

Roll no.*

mm/dd/yyyy

Full Name*

Mobile with country code*

Email*

I declare that the information furnished above pertains to my CBSE certificates. I understand that any attempt to access the information of someone else may be punishable under the IT Act. Further, I provide my consent to use above details to create my DigiLocker account.

Continue to face verification >>

Option 3: Students can access the mark sheet and certificate by creating a ticket on <https://support.digitallocker.gov.in/> with the category “CBSE International Student 2023”.

Open a New Ticket

Please fill in the form below to open a new ticket.

Poonam

Enter Your Full Name

9899535424

Enter Your Mobile Number for communication

Need Help*

CBSE International Student 2023

Sub Category *

Class X or XII result

Sub Category 2 *

Unable to fetch marksheet

Add Details *

Please write your issue in detail with screenshot of error.

Drop files here or choose them

Add Details is a required field

Submit