



# केन्द्रीय माध्यमिक शिक्षा बोर्ड

( शिक्षा मंत्रालय, भारत सरकार के अधीन एक स्वायत्त संगठन )

## CENTRAL BOARD OF SECONDARY EDUCATION

(An Autonomous Organisation under the Ministry of Education, Govt. of India)



No: CBSE/IT/HQ/2022

DATE: 15.07.2022

### CIRCULAR

To,

The Principal/Head  
All Schools affiliated to CBSE

**Subject: Security PIN for DigiLocker accounts of Class X and XII students to access their Digital Academic Documents (Marksheets cum Certificates & Migration Certificates) pertaining to Board results – 2022 exam.**

Dear Sir/ Madam,

You are aware that for last many years CBSE in technical collaboration with NeGD is opening DigiLocker accounts of Class X & XII students every year in advance and providing Digital Academic Documents through its Digital Academic Repository 'Parinam Manjusha' immediately after declaration of results.

The results of Board Exam-2022 will be declared shortly. In order to further strengthen security & privacy of students' data, it has been decided to introduce a **6-digit Security PIN based activation** for students' DigiLocker accounts. After activation of DigiLocker accounts, students can access their Digital Academic Documents under the 'Issued Documents' section. The student wise **Security PIN** file is being given in Schools in their DigiLocker accounts from where schools can download and disseminate **Security PIN** to individual students.

Schools can follow the below mentioned steps to download the **Security PIN** file for their students.

**Step 1:** School will go to the link--: <https://cbse.digitallocker.gov.in/public/auth/login> and login using the LOC credentials and select 'Login as School' from the dropdown as shown below.



"शिक्षा केन्द्र", 2, सामुदायिक केन्द्र, प्रीत विहार, दिल्ली-110092  
"SHIKSHA KENDRA" 2, COMMUNITY CENTRE, PREET VIHAR, DELHI-110092

Phone (off.) : 011-22509256-59, 22041807-08, Website: www.cbse.gov.in, www.cbse.nic.in





# केन्द्रीय माध्यमिक शिक्षा बोर्ड

( शिक्षा मंत्रालय, भारत सरकार के अधीन एक स्वायत्त संगठन )

## CENTRAL BOARD OF SECONDARY EDUCATION

(An Autonomous Organisation under the Ministry of Education, Govt. of India)



**Step 2:** Click on the '**Download PIN file**' option on the left panel of the screen. A new screen will appear from where schools can download the PIN:

- For Class X students - Click on **Download Security PIN for Class X**
- For Class XII students - Click on **Download Security PIN for Class XII**

After downloading the file, school can share the **Security PIN** individually with the respective students in a secure manner. Also, a User Manual to guide the students for accessing the DigiLocker is available on the same page. School must download this User Manual and share with the students. The link of the User Manual is also available on CBSE website.

**Best Wishes**

(Dr Antriksh Johri)  
Director (IT & Projects)





---

# CBSE RESULTS 2022

---

## User Manual

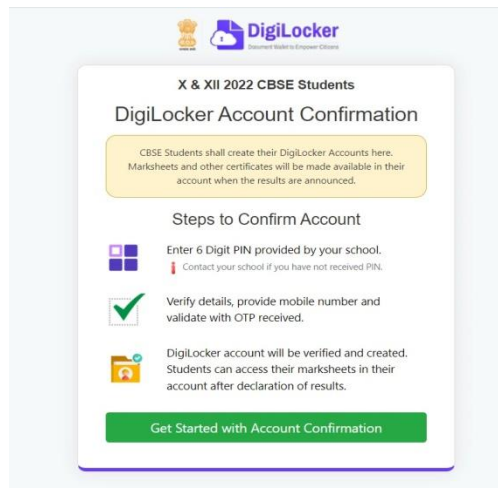
(For Students)

Stepwise User guide to access Class X and XII Marksheets cum  
Passing Certificate & Migration Certificate



## DigiLocker Account Confirmation Process

1. Students can visit the URL <https://cbseervices.digilocker.gov.in/activatecbse> for initiation of the DigiLocker account confirmation process.
2. Once reached “Read the given instruction carefully and keep the necessary information ready” → Click on Get Started with Account Confirmation.



3. To confirm your DigiLocker account you have to select your class first either X or XII → Then, enter your school code, roll number, and 6-digit security PIN (the PIN shall be provided by your school, if not recd please contact your school) → click “Next”



Enter Only numeric Value as a **Security PIN**

**Example:** Pin Number (as given by your school) if Pin is '012345', student should enter only 012345

Your basic details will be shown as under → Enter your ten-digit mobile number → and click on the “Submit” button.

**Note: in case of Class X, you may also be prompted to enter your “Date of Birth”**



**DigiLocker**  
Document Wallet to Empower Citizens

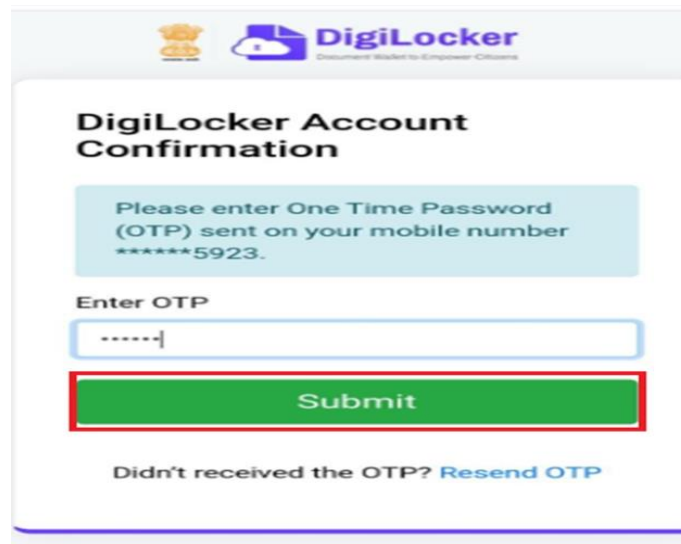
### DigiLocker Account Confirmation

**Name :** Bhanu Prakash  
**Gender :** MALE  
**Date of Birth (DD/MM/YYYY) :** 22/12/1998

Enter Your Mobile No.

**Submit**

4. An OTP will be sent on mobile no entered. Now enter OTP (One time password) received on your mobile number → click on the “Submit” button.



**DigiLocker**  
Document Wallet to Empower Citizens

### DigiLocker Account Confirmation

Please enter One Time Password (OTP) sent on your mobile number \*\*\*\*\*5923.

Enter OTP

**Submit**

Didn't received the OTP? [Resend OTP](#)

5. Your DigiLocker account shall be activated → upon successful confirmation → Click on “Go to DigiLocker account”



**DigiLocker**  
Document Wallet to Empower Citizens

X & XII 2022 CBSE Students

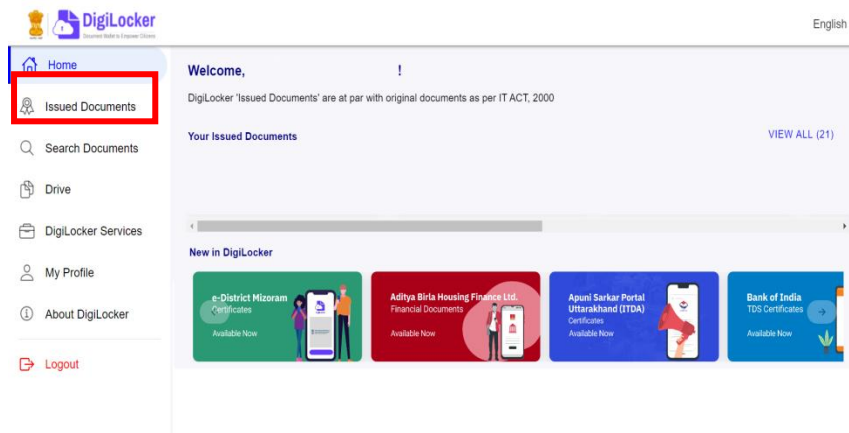
### DigiLocker Account Confirmation

**Congratulations!**  
Your DigiLocker Account has been created Successfully.

**Go to DigiLocker Account**



**Note: Once the CBSE Results for your class get published, you will view your digital mark sheet cum certificate and migration certificate under the “Issued documents section”.**



6. In case, if you are already a registered user of DigiLocker i.e. your mobile number is already registered with DigiLocker, you may be prompted with the following message i.e. “Please click on Go to DigiLocker account”.



**Note: For DigiLocker accounts activated using the 6-digit PIN (similar to the above process), the mark sheets are automatically pushed to the issued section. However, for DigiLocker accounts created using the general process (not the above process), the user must search and pull their marksheets by manually entering the search parameter.**

**For any other queries or assistance, you may approach the DigiLocker Support team at <https://support.digitallocker.gov.in/open>**