



केन्द्रीय माध्यमिक शिक्षा बोर्ड

(शिक्षा मंत्रालय, भारत सरकार के अधीन एक स्वायत्त संगठन)

CENTRAL BOARD OF SECONDARY EDUCATION

(An Autonomous Organisation under the Ministry of Education, Govt. of India)



No: CBSE/IT/HQ/2023

DATE: 10.05.2023

CIRCULAR

To,

The Principal/Head
All Schools affiliated to CBSE

Subject: Security PIN for DigiLocker accounts of Class X and XII students to access their Digital Academic Documents (Marksheets cum Certificates & Migration Certificates) pertaining to Board results – 2023 exam.

Dear Sir/ Madam,

Greetings!

You are aware that for the past several years, CBSE in technical collaboration with NeGD has been opening DigiLocker accounts for Class X and XII students every year in advance to provide digital academic documents through its own digital academic repository, "Parinam Manjusha," immediately after the declaration of result.

In order to further strengthen security & privacy of students' data, last year CBSE introduced a **6-digit Security PIN based activation** for students' DigiLocker accounts. After activation of DigiLocker accounts, students can access their Digital Academic Documents under the 'Issued Documents' section.

The results of Board Exam-2023 will be declared shortly. The student wise **Security PIN** file is being made available to Schools in their DigiLocker accounts from where schools can download and disseminate **Security PIN** to individual students.

Schools can follow the below mentioned steps to download the **Security PIN** file for their students.

Step 1: School will go to the link--: <https://cbse.digitallocker.gov.in/public/auth/login> and login using the LOC credentials and select 'Login as School' from the dropdown as shown below.

Handwritten signature



"शिक्षा केन्द्र", 2, सामुदायिक केन्द्र, प्रीत विहार, दिल्ली-110092
"SHIKSHA KENDRA" 2, COMMUNITY CENTRE, PREET VIHAR, DELHI-110092





केन्द्रीय माध्यमिक शिक्षा बोर्ड

(शिक्षा मंत्रालय, भारत सरकार के अधीन एक स्वायत्त संगठन)

CENTRAL BOARD OF SECONDARY EDUCATION

(An Autonomous Organisation under the Ministry of Education, Govt. of India)



Step 2: Click on the '**Download PIN file**' option on the left panel of the screen. A new screen will appear from where schools can download the PIN:

- For Class X students - Click on **Download Security PIN for Class X**
- For Class XII students - Click on **Download Security PIN for Class XII**

After downloading the file, school can share the **Security PIN** individually with the respective students in a secure manner. Also, a User Manual to guide the students for accessing the DigiLocker is available on the same page. School must download this User Manual and share with the students.

Digilocker access has also been extended to the students of CBSE affiliated schools abroad. The students of these schools can access their Digital academic documents via Digilocker in following ways.

- By visiting the portal <https://results.digilocker.gov.in/>
- Through face verification facility <https://cbse.digitallocker.gov.in/public/intl/getcertificate/>
- By creating a ticket on <https://support.digitallocker.gov.in/> with the category "CBSE International Student 2023"

The link of the User Manual is also available on CBSE website.

Best Wishes

(Dr. Antriksh Johri)
Director (IT & Projects), CISO & CDO





User Manual

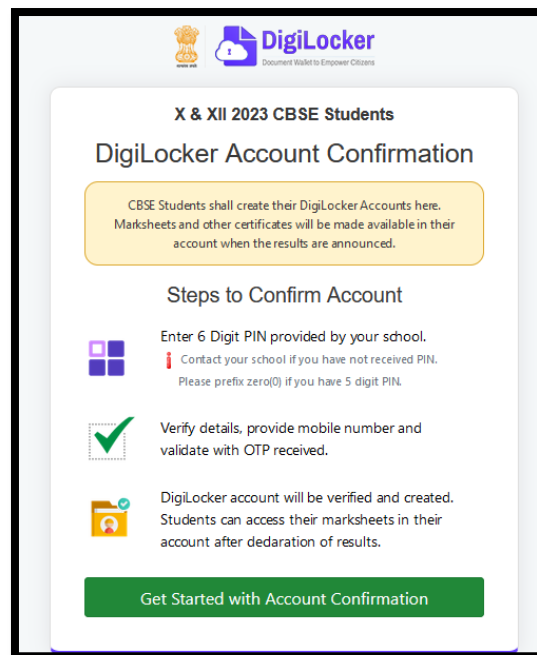
(For Students of CBSE affiliated schools India)

Stepwise User guide to access Class X and XII Marksheets cum
Passing Certificate & Migration Certificate after the declaration
of result.

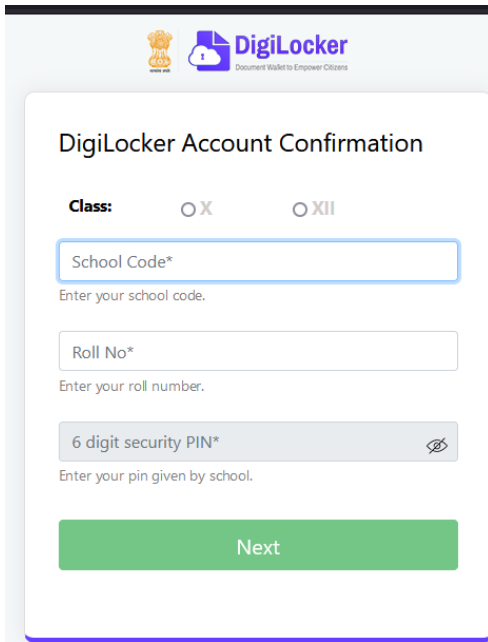


DigiLocker Account Confirmation Process

1. Students can visit the URL <https://cbseervices.digilocker.gov.in/activatecbse> for initiation of the DigiLocker account confirmation process.
2. Once reached “Read the given instruction carefully and keep the necessary information ready” → Click on Get Started with Account Confirmation.



3. To confirm your DigiLocker account you have to select your class first either X or XII → Then, enter your school code, roll number, and 6-digit security PIN (the PIN shall be provided by your school, if not recd please contact your school) → click “Next”



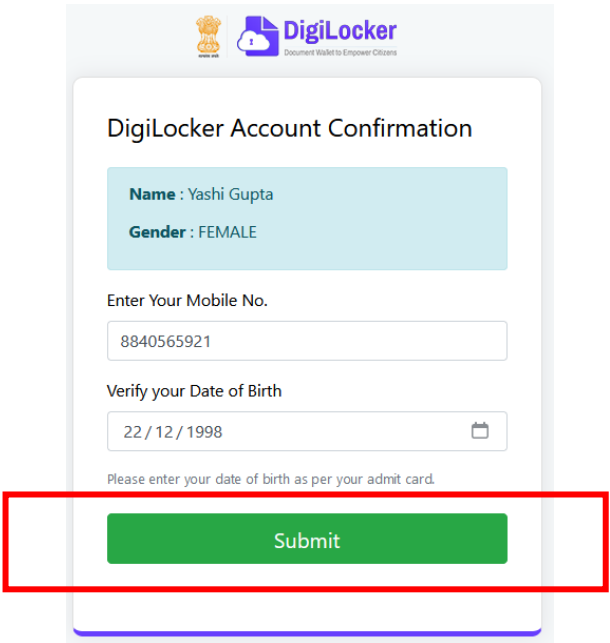
The screenshot shows the 'DigiLocker Account Confirmation' page. At the top, there are logos for the Government of India and DigiLocker. Below the title, there are radio buttons for 'Class' with options 'X' and 'XII'. There are three input fields: 'School Code*' with a placeholder 'Enter your school code.', 'Roll No*' with a placeholder 'Enter your roll number.', and '6 digit security PIN*' with a placeholder 'Enter your pin given by school.' and an eye icon. A green 'Next' button is at the bottom.

Enter Only numeric Value as a **Security PIN**

Example: Pin Number (as given by your school) if Pin is '012345', student should enter only 012345

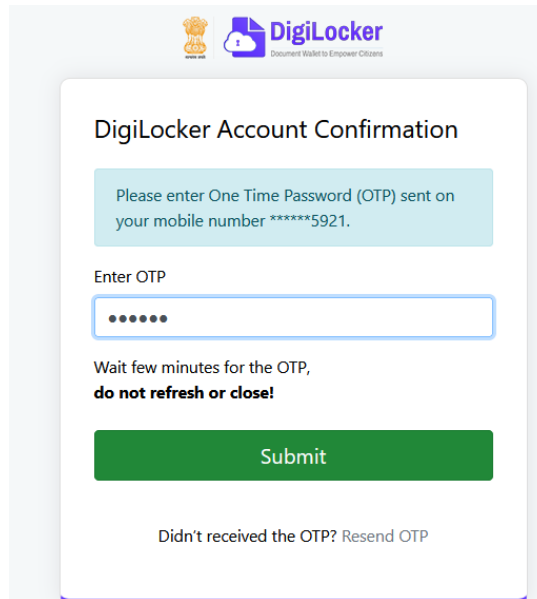
Your basic details will be shown as under → Enter your ten-digit mobile number → and click on the “Submit” button.

Note: in case of Class X, you may also be prompted to enter your “Date of Birth”



The screenshot shows the 'DigiLocker Account Confirmation' page with user details. A light blue box displays 'Name : Yashi Gupta' and 'Gender : FEMALE'. Below this, there is a field for 'Enter Your Mobile No.' with the value '8840565921'. A date picker shows 'Verify your Date of Birth' with the value '22 / 12 / 1998'. A note says 'Please enter your date of birth as per your admit card.' A green 'Submit' button is highlighted with a red box.

4. An OTP will be sent on mobile no entered. Now enter OTP (One time password) received on your mobile number → click on the “Submit” button.



DigiLocker Account Confirmation

Please enter One Time Password (OTP) sent on your mobile number *****5921.

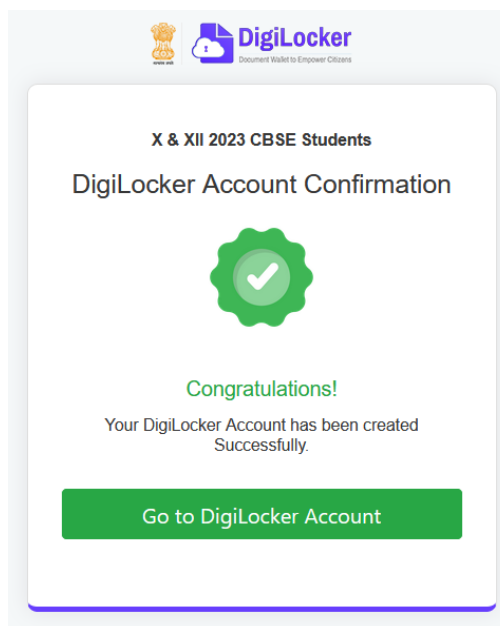
Enter OTP

Wait few minutes for the OTP,
do not refresh or close!

Submit


Didn't received the OTP? Resend OTP

5. Your DigiLocker account shall be activated → upon successful confirmation → Click on “Go to DigiLocker account”



X & XII 2023 CBSE Students

DigiLocker Account Confirmation

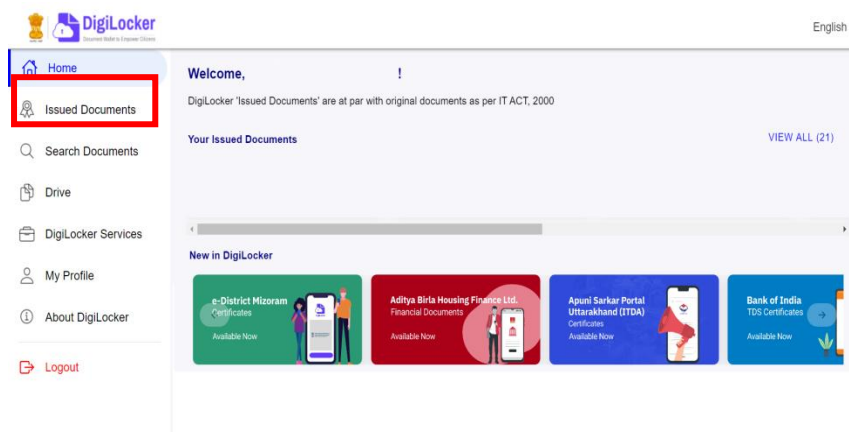


Congratulations!

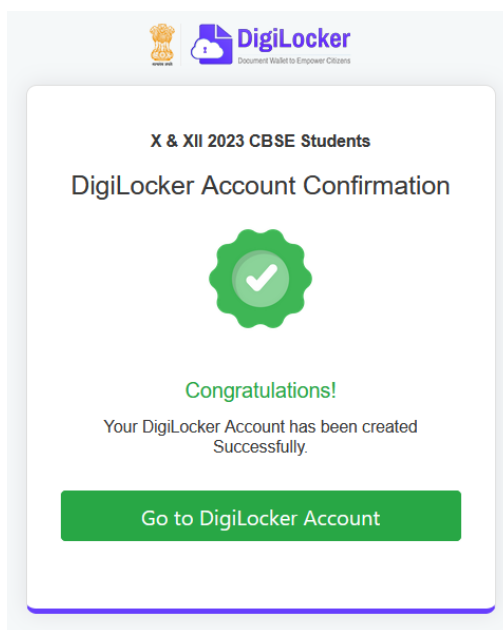
Your DigiLocker Account has been created
Successfully.

Go to DigiLocker Account

Note: Once the CBSE Results for your class get published, you will view your digital mark sheet cum certificate and migration certificate under the “Issued documents section”.



6. In case, if you are already a registered user of DigiLocker i.e. your mobile number is already registered with DigiLocker, you may be prompted with the following message i.e. “Please click on Go to DigiLocker account””.



Note: For DigiLocker accounts activated using the 6-digit PIN (similar to the above process), the mark sheets are automatically pushed to the issued section. However, for DigiLocker accounts created using the general process (not the above process), the user must search and pull their marksheets by manually entering the search parameter.

For any other queries or assistance, you may approach the DigiLocker Support team at <https://support.digitallocker.gov.in/>



User Manual

(For Students of CBSE affiliated schools Abroad)

Stepwise User guide to access Class X and XII
Marksheets cum Passing Certificate & Migration
Certificate after the declaration of result.





Guidelines for students outside India

CBSE in technical collaboration with NeGD, DigiLocker access has also been extended to the students of CBSE affiliated schools abroad. CBSE-2023 students outside India can access their digital marksheets and certificates in the following three ways via DigiLocker after declaration of results:

Option 1: By visiting the portal <https://results.digilocker.gov.in/>

Option 2: Through face verification

<https://cbse.digitallocker.gov.in/public/intl/getcertificate/>.

Option 3: By creating a ticket on <https://support.digitallocker.gov.in/> with the category “CBSE International Student 2023”

  
Document Locker to Empower Citizens

Welcome to DigiLocker Support

In process of our continued efforts to improve the user experience, all your past conversations will be available for your reference in "check ticket status".

Onwards we will encourage you to use our ticket system only. Assure your best of co-operation.

DigiLocker Support,
Government of India



The various options mentioned are explained below:

Option 1: Follow the steps to access the mark sheet and certificate via portal

A. Visit <https://results.digilocker.gov.in/>

- Enter the required details
- Click on **Search** as shown in the screenshot below

DigiLocker Issued Certificates are legally valid as per the IT Act, 2000

CENTRAL BOARD OF SECONDARY EDUCATION
Examination 2023- Result

Roll Number*
11113205

Class
X

Date of Birth*
21/03/2006

I have read and agree to [terms of use](#)

Search

Get your authentic CBSE digital mark sheet in DigiLocker!

Available on Google play | Available on the App Store

B. You can see your result as shown below.

- Go to the footer as shown in the screenshot and click on the tab 'Click here'

DigiLocker Issued Certificates are legally valid as per the IT Act, 2000

CENTRAL BOARD OF SECONDARY EDUCATION
SENIOR SCHOOL CERTIFICATE EXAMINATION (CLASS XII) RESULTS 2023

ROLL NO 11512222
CANDIDATE NAME SADI RAGO
MOTHER'S NAME YAPA RAGO
FATHER'S NAME KOSA RAGO
SCHOOL NAME GOVT HR SEC SCHOOL DAPORIJO ARUNACHAL PRADESH

| S.CODE | SUBJECT | TH | PRAC./IA/PROJ. |
|--------|--------------------|-----|----------------|
| 301 | ENGLISH CORE | 033 | 010 |
| 041 | MATHEMATICS | 028 | 008 |
| 042 | PHYSICS | 024 | 012 |
| 043 | CHEMISTRY | 026 | 015 |
| 029 | GEOGRAPHY | 030 | 011 |
| 044 | BIOLOGY | 016 | 015 |
| 500 | WORK EXPERIENCE | | |
| 502 | PHY & HEALTH EDUCA | | |
| 503 | GENERAL STUDIES | | |

Get your authentic CBSE digital mark sheet in DigiLocker!

Are you a Foreign CBSE Student?
To get your authentic digital mark sheet on your email [Click here](#)

In case of any query/issue, please contact our [Support](#)



Get your authentic CBSE digital mark sheet in DigiLocker!



Access DigiLocker

Are you a Foreign CBSE Student?

To get your authentic digital mark sheet on your email [Click here](#)

In case of any query/issue, please contact our [Support](#)



C. Enter your **Roll Number, School Number, Phone Number** and **Email ID** then click on **‘Submit’**.

DigiLocker
DigiLocker Issued Certificates are legally valid as per the IT Act, 2000

Foreign students get CBSE result on your email

Roll Number*(12345678)

XII

School Number*

Phone Number* (xxxxxxxxxx)

Email ID*


I have read and agree to terms of use

[Submit](#)

Unauthorized attempts to access, information on DigiLocker are strictly prohibited and is punishable under section 43, 66 of the Indian Information Technology ACT, 2000

Get your authentic digital mark sheet in DigiLocker

D. Your digital mark sheet will then be sent to your email address.





Option 2: Follow the steps to access the mark sheet and certificate via face verification

- Visit <https://cbse.digitallocker.gov.in/public/intl/getcertificate/>
- Enter the required details as shown in the screenshot below.
- Click on "**Continue to face verification**" tab.

It will match the student's photograph with the image available on the mark sheet. If the description and the image match then the mark sheet will be sent to the email address provided by the student

केन्द्रीय माध्यमिक शिक्षा बोर्ड
Central Board of Secondary Education

Get your digital certificate^{Alpha}

Your basic details are required to provide you digital certificates

Academic Session*

Class*

Roll no.*

mm/dd/yyyy

Full Name*

Mobile with country code*

Email*

I declare that the information furnished above pertains to my CBSE certificates. I understand that any attempt to access the information of someone else may be punishable under the IT Act. Further, I provide my consent to use above details to create my DigiLocker account.

Continue to face verification >>

Option 3: Students can access the mark sheet and certificate by creating a ticket on <https://support.digitallocker.gov.in/> with the category “CBSE International Student 2023”.

Open a New Ticket

Please fill in the form below to open a new ticket.

Poonam
Enter Your Full Name

9899535424
Enter Your Mobile Number for communication

Need Help*
CBSE International Student 2023

Sub Category *
Class X or XII result

Sub Category 2 *
Unable to fetch marksheet

Add Details *

Please write your issue in detail with screenshot of error.

Drop files here or choose them

Add Details is a required field

Submit